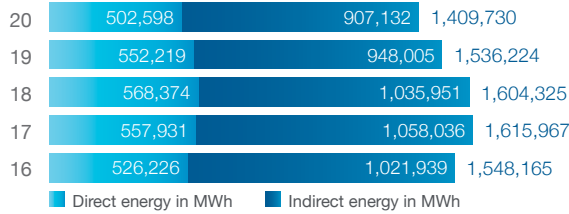


## Environmental Responsibility

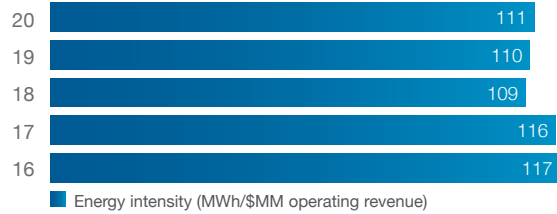
We track our impact on the environment in several areas, and we use this data to drive continuous improvement. Our data is reviewed and verified by a recognized third party to validate our disclosures. With respect to our greenhouse gas (GHG) emissions

target, we are pleased to have achieved a 26 percent GHG emissions intensity reduction through 2020 versus our 2017 baseline year, based on our third-party verified data.

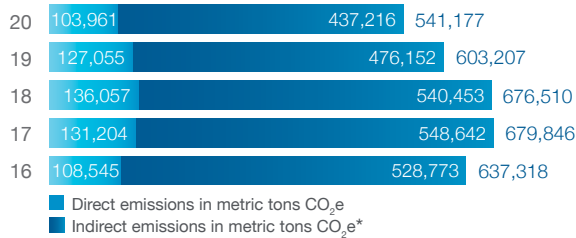
### Total Energy<sup>1,4</sup>



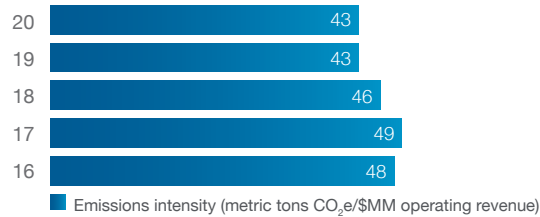
### Energy Intensity<sup>3,4</sup>



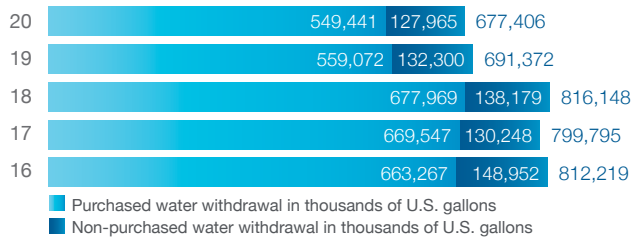
### Total Emissions<sup>2,4</sup>



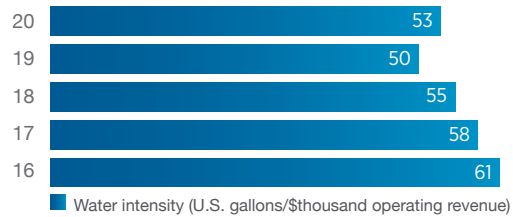
### Emissions Intensity<sup>2,3,4</sup>



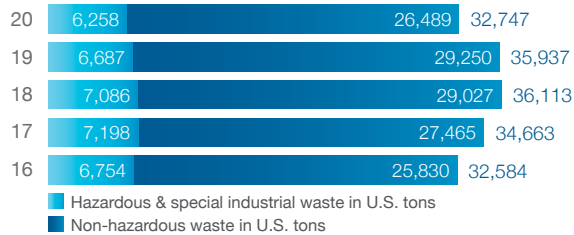
### Total Water Withdrawn



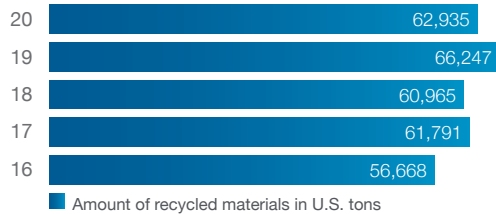
### Water Intensity<sup>3</sup>



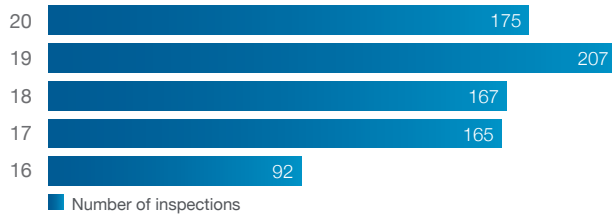
### Total Solid Waste




### Total Recycled Material



### Government Environmental Inspections



### Government Environmental Inspections' Resulting Fines<sup>5</sup>



The reporting period for ITW's environmental, health and safety data is January 1 – December 31, 2020. The reporting boundary includes companies over which ITW has operational control.

<sup>1</sup> Includes electricity, natural gas, heating/fuel oil, diesel, gasoline, propane and liquefied natural gas.

<sup>2</sup> Emissions from electricity use (location based), the combustion of natural gas, heating/fuel oil, diesel, gasoline, propane and liquefied natural gas and the use of foam blowing agents. CO<sub>2</sub>e includes CO<sub>2</sub>, CH<sub>4</sub> and N<sub>2</sub>O.

<sup>3</sup> Only operating revenue from businesses within the reporting boundary was included in the calculation of intensity indicators, representing no less than 90 percent of the total operating revenue.

<sup>4</sup> 2016-2019, including the baseline year, Energy and Total Emissions recalculated for the following reasons: updated UK Government GHG Conversion Factors for Company Reporting, published July 2020; National Greenhouse Accounts Factors: 2020, published September 2020; and corrections to reported figures.

<sup>5</sup> 2020 includes a fine resulting from the settlement of a U.S. EPA enforcement action against a facility in Rockland, Massachusetts, alleging lack of compliance with rules relating to process documentation, training and equipment maintenance, none of which resulted in a chemical release. Fine was paid in 2021.

\* Location based emissions